

Project Remediate Pattern Book

nsw.gov.au/building-commissioner/replace-flammable-cladding-through-project-remediate/pattern-book

Printed: 12 July 2022

The Pattern Book is a resource to help consultants replace combustible cladding. It includes technical design drawings.

Last updated: 28 September 2022

On this page

- [**Key information**](#)
- [**About the Pattern Book**](#)
- [**How to use the Pattern Book**](#)
- [**Download the guidance document**](#)
- [**Give us your feedback on the Pattern Book**](#)
- [**Related information**](#)

Key information

- The Pattern Book is a package containing a guidance document and technical drawings.
 - It has been designed by the Project Remediate Global Façade Consultant (GFC) to guide the consideration and design of remediation works for buildings participating in Project Remediate.
 - It is a critical reference document for designers working on Project Remediate buildings, and for industry undertaking private façade remediation.
 - The Pattern Book will be used by all design teams and building contractors on Project Remediate and will facilitate standard solutions and minimise redundant re-design work.
 - It is a living document that will be reviewed and updated throughout the life of Project Remediate. Subscribe to the Pattern Book updates newsletter to be advised of updates.
 - The next version of the Pattern Book is expected to be released following the commencement of the National Construction Code (NCC) 2022.
-

About the Pattern Book


The Pattern Book will be used by all design teams and building contractors on Project Remediate and will facilitate standard solutions and minimise redundant re-design work. It provides:

- details of the preferred remediation design approaches for standard building features that are found in a cladding remediation development
- a schedule of the typical building components that will need to be validated (certificates collected for) the schedule of materials used, for example screws, rivet, packers, fire barrier, and, cladding
- a schedule of inclusions for the remediation assurance certificates, for example, materials warranties.

The Pattern Book has been produced by the Global Façade Consultant, ACOR Consultants in collaboration with the Cladding Product Safety Panel, the Office of Project Remediate, and, the Managing Contractor, Hansen Yuncken.


It is a living document that will be reviewed and updated throughout the life of Project Remediate.

How to use the Pattern Book

- The Pattern Book is intended to be used by registered design practitioners or suitably qualified consultants, and also to serve as an educational reference for students of the building industry.
- This is to be considered as a guidance document only. Design practitioners must validate all aspects of the design and not reference the Pattern Book in their design declarations or design certifications.
- The details and wall typologies have been generated to suit the reclad of apartments or **class 2 buildings**  (<https://www.fairtrading.nsw.gov.au/trades-and-businesses/construction-and-trade-essentials/working-on-class-2-buildings>) as defined by the National Construction Code, but can also be used for the reclad of other types of buildings.

Keep in touch

Subscribe to receive updates on the Pattern Book and information for the building and construction industry about Project Remediate.

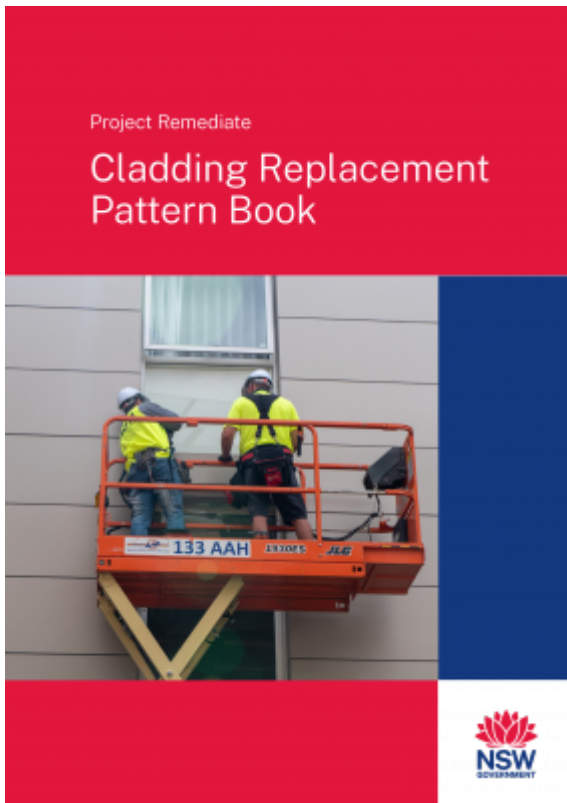
Subscribe  (<https://us6.list-manage.com/survey?u=e94a28b0bba9872443dcd4d&id=dacea70e08>)

The MailChimp account you will be directed to is managed by NSW Office of Project Remediate.

Download the guidance document

This document provides technical guidance on a range of topics relating to the replacement of combustible cladding. It is an educational tool which serves as a source of knowledge for both industry professionals and academics alike.

Cladding Replacement Pattern book guidance document (ZIP 12.72MB) (<https://www.nsw.gov.au/sites/default/files/2022-08/Cladding%20Replacement%20Pattern%20Book%202022.zip>)



Download the designs

Details

The following sections contain both the Cladding Replacement Pattern Book Guidance Document as well as a suite of technical drawings. These drawings may be referred to by consultants involved in the design and detailing of the cladding replacement works.

The sections are generally separated by cladding material and each section typically contains both PDF and DWG file formats.

Guidance document

Cladding Replacement Pattern Book: Guidance Document PDF files (ZIP 12.73MB)
(<https://www.nsw.gov.au/sites/default/files/noindex/2022-08/Cladding%20Replacement%20Pattern%20Book.zip>)

Cladding Replacement Pattern Book: Detailed drawings PDF files (ZIP 14.74MB)
(<https://www.nsw.gov.au/sites/default/files/public%3A//2023-04/opr-pattern-book-generic-pdf%20%283%29.zipopr-pattern-book-generic-pdf%20%283%29.zip>)
(<https://www.nsw.gov.au/sites/default/files/public%3A//2023-04/opr-pattern-book-generic-pdf%20%283%29.zipopr-pattern-book-generic-pdf%20%283%29.zip>)

Non-combustible Cement Render

Non-combustible Cement Render DWG files (ZIP 327.61KB)
(<https://www.nsw.gov.au/sites/default/files/noindex/2022-08/opr-pattern-book-non-combustible-cement-render-dwg.zip>)

Non-combustible Cement Render PDF files (ZIP 6.36MB)
(https://www.nsw.gov.au/sites/default/files/noindex/2022-08/opr-pattern-book-non-combustible-cement-render-pdf_0.zip)

Compressed Fibre Cement

Compressed Fibre Cement DWG files (ZIP 665.68KB)
(<https://www.nsw.gov.au/sites/default/files/noindex/2022-08/opr-pattern-book-compressed-fibre-cement-dwg.zip>)

Compressed Fibre Cement PDF files (ZIP 7.76MB)
(https://www.nsw.gov.au/sites/default/files/2022-08/opr-pattern-book-compressed-fibre-cement-pdf_1.zip)

Solid Aluminium

Solid Aluminium DWG files (ZIP 688.49KB)
(<https://www.nsw.gov.au/sites/default/files/noindex/2022-08/opr-pattern-book-solid-aluminium-dwg.zip>)

Solid Aluminium PDF files (ZIP 11.93MB)
(<https://www.nsw.gov.au/sites/default/files/noindex/2022-08/opr-pattern-book-solid-aluminium-pdf.zip>)

Solid Metal Sheets

Solid Metal Sheets DWG files (ZIP 686.02KB)
(<https://www.nsw.gov.au/sites/default/files/noindex/2022-08/opr-pattern-book-solid-metal-sheets-dwg.zip>)

Solid Metal Sheets PDF files (ZIP 8.47MB)
(<https://www.nsw.gov.au/sites/default/files/noindex/2022-08/opr-pattern-book-solid-metal-sheets-pdf.zip>)

Engineered Ceramic Cladding Systems

[Engineered Ceramic Cladding Systems DWG files \(ZIP 495.21KB\)](https://www.nsw.gov.au/sites/default/files/noindex/2022-08/opr-pattern-book-engineered-ceramic-cladding-system-dwg.zip) (<https://www.nsw.gov.au/sites/default/files/noindex/2022-08/opr-pattern-book-engineered-ceramic-cladding-system-dwg.zip>)

[Engineered Ceramic Cladding Systems PDF files \(ZIP 6.57MB\)](https://www.nsw.gov.au/sites/default/files/noindex/2022-08/opr-pattern-book-engineered-ceramic-cladding-system-pdf.zip) (<https://www.nsw.gov.au/sites/default/files/noindex/2022-08/opr-pattern-book-engineered-ceramic-cladding-system-pdf.zip>)

Bonded Laminated Materials

[Bonded Laminated Materials DWG files \(ZIP 668.07KB\)](https://www.nsw.gov.au/sites/default/files/noindex/2022-08/opr-pattern-book-bonded-laminated-materials-dwg.zip) (<https://www.nsw.gov.au/sites/default/files/noindex/2022-08/opr-pattern-book-bonded-laminated-materials-dwg.zip>)

[Bonded Laminated Materials PDF files \(ZIP 8.86MB\)](https://www.nsw.gov.au/sites/default/files/noindex/2022-08/opr-pattern-book-bonded-laminated-materials-pdf_0.zip) (https://www.nsw.gov.au/sites/default/files/noindex/2022-08/opr-pattern-book-bonded-laminated-materials-pdf_0.zip)

Give us your feedback on the Pattern Book

You can complete the form or send us an email.

Form fields are mandatory unless (optional) is displayed

Type of enquiry

(Required field)

E.g. guidance document, drawings, suggest corrections or additions

Your industry

(Required)

- Designer (architect, engineer)
- Builder
- Certifier
- Product manufacturer
- Product supplier
- Educator

Student

Other

Your questions or comments

Attach

Please attach any relevant files.

One file only.

25 MB limit.

Allowed types: gif, jpg, jpeg, png, bmp, eps, tif, pict, psd, txt, rtf, html, odf, pdf, doc, docx, ppt, pptx, xls, xlsx, xml, avi, mov, mp3, ogg, wav, bz2, dmg, gz, jar, rar, sit, svg, tar, zip.

No file chosen

Your details

The email address you include will be used to send the confirmation email to.
It will include your responses to this form.

Name (required)

Email (required)

Phone

Contact

Do you want us to contact you?

Yes


No

Your privacy

The information you submit is being collected by Hansen Yuncken, ACOR Consultants and the Office of Project Remediate for the purpose of updating the Pattern Book.

Hansen Yuncken is the **Managing Contractor for Project Remediate** (<https://www.nsw.gov.au/building-commissioner/remediate-cladding#toc-who-is-doing-the-work>)

Submit

If you'd prefer, you can email your questions about the Pattern Book to patternbook@hansenyuncken.com.au  (<mailto:patternbook@hansenyuncken.com.au>).

Related information

Replace flammable cladding through Project Remediate (<https://www.nsw.gov.au/building-commissioner/replace-flammable-cladding-through-project-remediate>)

Replace flammable cladding: information for the building and construction industry (<https://www.nsw.gov.au/building-commissioner/remediate-cladding/replacing-flammable-cladding-information-for-building-and-construction-industry>).

Cladding Product Safety Panel (<https://www.nsw.gov.au/projects/nsw-cladding-task-force/cladding-product-safety-panel>)

NSW Cladding Taskforce (<https://www.nsw.gov.au/projects/nsw-cladding-taskforce>)

Façade experts appointed to oversee removal of flammable cladding (<https://www.nsw.gov.au/media-releases/fa%C3%A7ade-experts-appointed-for-cladding-removal-program>)