
Australian Institute of Architects

Member Badge
Usage Guidelines



Australian
Institute of
Architects

What are Member Badges?

The Institute provides its members with digital member badges to display as proud acknowledgement of their membership, their commitment to the profession and to the Institute's professional standards and code of conduct. Members are not permitted to use the official Institute crest in any way. Only member badges and post-nominals may be used to indicate membership.

Badges are available for both individual and practice members of the Institute.

This document outlines the types of membership badges available, how to access them, and most importantly; the correct way to use them.

- Only members of the Institute are entitled to use, reproduce, communicate or display the Institute Member Badge.
- Using a Member Badge in any way, when not a member, can be a breach of copyright or consumer laws.

Note:

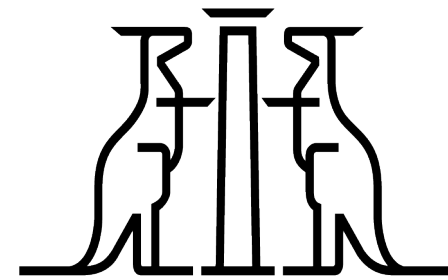
Members are not permitted to use the official Institute crest in any way. Only member badges and post-nominals may be used to indicate membership.

Types of Member Badges

Individual Badge

Note:

Member badges are not currently available for use by Associate and Affiliate members. This is in response to previous feedback from the Architects Registration Boards expressing concern that the use of the Affiliate badge could potentially mislead consumers into believing the member is a registered architect.



Member

Australian Institute of Architects

2023

Individual member badges are available for each of the following membership classes and include both the official badge, the membership category and (with the exception of Life Fellow) the corresponding year of membership.

- Life Fellow
- Fellow
- Member
- Graduate Member
- Student (SONA) member
- Academic member

Types of Member Badges

Practice Member Badge

Note:

The A+ practice member badge is available for download from the member portal.



A+ membership is only available to registered architectural practices. A+ practices commit to enrolling all professional design staff as Institute members and to the completion of a mandatory minimum level of CPD per annum. The A+ logo is for the exclusive use of A+ member practices.

Available logos:

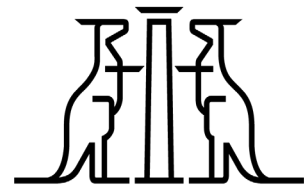
- A+ practice logo

Official individual member badges

Official badges

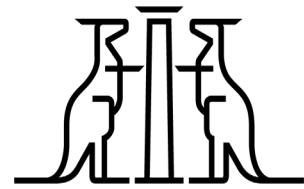
The full range of available badges include:

- Life Fellow
- Fellow
- Member
- Graduate Member
- Student (SONA)
- Academic Member



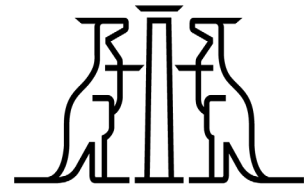
Life Fellow

Australian Institute of Architects
2023



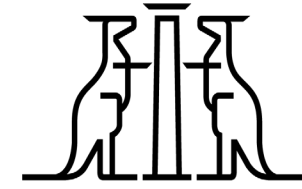
Member

Australian Institute of Architects
2023



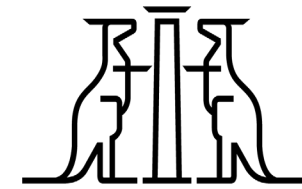
Graduate

Australian Institute of Architects
2023



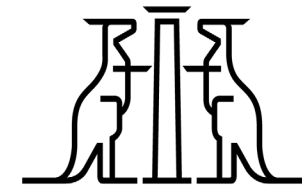
Academic

Australian Institute of Architects
2023



Fellow

Australian Institute of Architects
2023



SONA

Australian Institute of Architects
2023

Conditions for using your Member Badge

Individual Badge



Note:

Member badges are available for download via the online member portal.

The individual member badge:

- Must only be displayed in reference to an individual member, not an architectural practice. In all professional marketing material & communications, always ensure that the badge appears relative to the individual member's name, not the practice or business name.
- Must always be used with the date stamp displaying the year of membership, (Life Fellows excepted)
- Must only be displayed when membership is active for the period indicated by the date stamp
- Member's badge must accurately reflect the class of membership held, in that year of membership. It is each member's responsibility to notify the Institute of change in registration/graduation status
- Must not be used in any way that suggests, implies, or a reasonable consumer is led to believe that the practice is a member of the Institute
- Must always use the correct membership post-nominals when displayed in conjunction with the member badge.
- Must be reproduced in strict accordance with these guidelines.

Misuse of the Members Badge during active memberships may result in membership not being renewed by the Institute.

Conditions for using your Member Badge

Practice Member Badge



The practice member badge:

- Can be used by and distributed for use by the practice manager/director to eligible staff.
- Can only be used as long as the A+ practice membership is active and financial.
- Must be reproduced in strict accordance with these guidelines

Incorrect usage of the member badge is both a breach of Institute policy, as well as the Institute's intellectual property. In doing so, you may also breach the Australian Consumer Law.

Application rules

Clear space rules

Logo clear space rules are determined by the height of the kangaroo, which is dependant on the size of the badge in use.


No other logo or text is permitted to fall into this clear space area within any application.

Format

Both stacked and long versions are available in either colour or black and white and available to download in EPS, JPG, PNG. The A+ badge is also available in Adobe Illustrator and TIF.

All Member Badges should only ever appear as supplied.

The fonts and colours are locked into the design and cannot be changed or altered in any way.



Application rules

Badge size rules

To ensure readability, this is the smallest that the Member Badge can be reproduced and appear within application.

When appearing beside another logo, the Member Badge must either appear at the same size, or smaller than the logo it accompanies.

- When both Member Badges are applied side by side, ensure that their heights are equal.
- Minimum sizing and clear space rules also apply.





Australian
Institute of
Architects